

SHELBY News

A Shelby Electric Cooperative publication • www.shelbyelectric.coop

POWERFUL PAST FUTURE FOCUSED




By now, you should have received your annual meeting notice in the mail. This notice contains information about the cooperative, registration information, and the meeting agenda.

As a consumer-member, you have a vote and a financial stake, so plan to attend this year's annual

meeting on Friday, June 7. We will once again be holding an in-person business meeting with a sit-down meal. Registration will begin at 10:30 a.m. and each registered member will receive an attendance prize of a **\$15 bill credit plus a commemorative five gallon rope handle bucket.**

The Shelby County Pork Producers will be serving a barbecue pork chop dinner **starting at 10:30 a.m. and serving**



until 12:45 p.m. The business meeting will begin at 1 p.m. inside the show arena. The festivities will be held at the Shelby County 4-H Fairgrounds located behind the Shelby County Farm Bureau and Shelby Electric Cooperative offices in Shelbyville.

If you didn't receive your annual meeting notice or misplaced it, you can stop by the office to pick one up or download it from the cooperative's website, shelbyelectric.coop.



**EACH REGISTERED MEMBER
WILL RECEIVE A \$15 BILL CREDIT
PLUS A COMMEMORATIVE 85TH
ANNIVERSARY 5-GALLON ROPE
HANDLE BUCKET!**

Morse becomes Journeyman

Lucas Morse's path to becoming a Journeyman:



May 2014 Summer Help

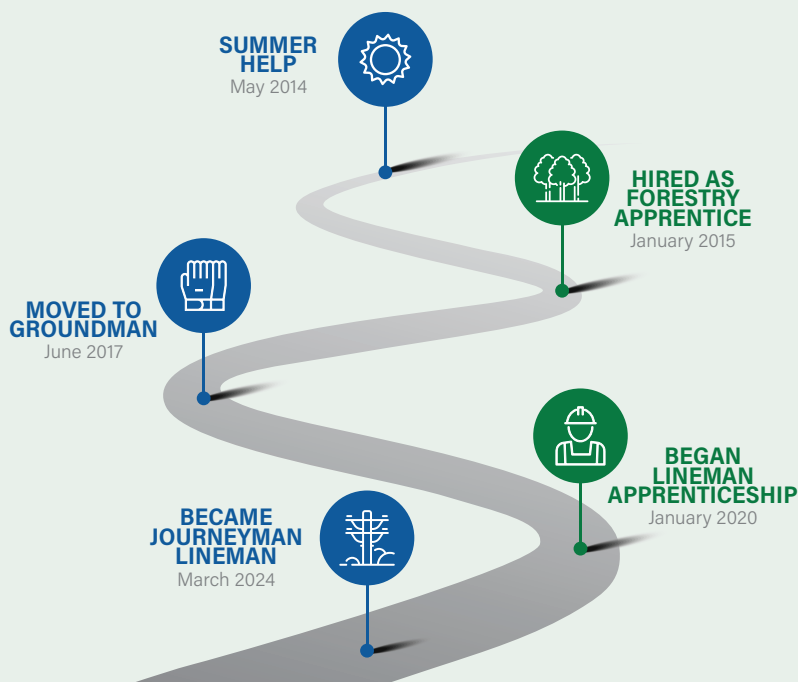
January 2015 Hired as Forestry Apprentice

June 2017 Moved to Groundman

January 2020 Began Lineman Apprenticeship

March 2024 Became Journeyman Lineman

Way to go, Lucas!



SHELBY News

**P.O. BOX 560
Shelbyville, IL 62565**


**Phone: 217-774-3986
or 1-800-677-2612**

**Pay-by-Phone:
1-855-385-9981**

**www.shelbyelectric.coop
twitter.com/YourCoop
facebook.com/YourCoop**

**Summer Office Hours:
6:30 a.m. - 4:30 p.m.**

 **Shelby Electric
Cooperative**

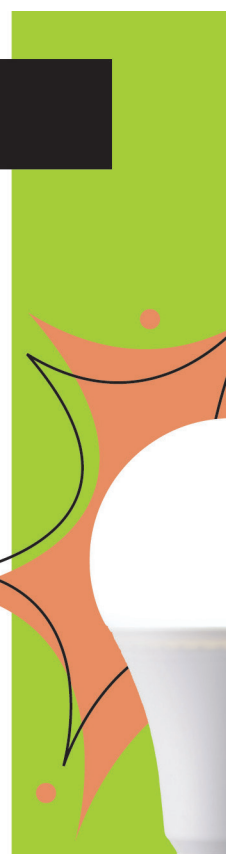
Your Touchstone Energy® Cooperative 

ENERGY EFFICIENCY TIP OF THE MONTH

Did you know ceiling fans can help you save energy? Ceiling fans create a windchill effect on your skin to make you feel a few degrees cooler. Raise the thermostat a few degrees and turn on fans to reduce air conditioning costs.

Set fan blades to rotate counterclockwise during summer months and clockwise during winter months. Remember, ceiling fans cool people and do not actually lower the indoor temperature, so do not forget to turn them off when you leave the room.

Source: energy.gov



Grilling: A delicious and energy-friendly option for cooking

Grilling and America go together like hot dogs, baseball, and apple pie. There is nothing like the sound of a sizzling grill on a summer day. But guess what? Grilling not only satisfies our cravings for great food, it also helps preserve the environment. So, let's fire up the grill and save energy!

The cost of staying cool

As refreshing as it is to feel the cool breeze of an air conditioner (AC) on a hot summer day, its energy consumption can be hefty. Depending on the model, it can consume as much energy as a marathon runner (and run almost nonstop), using anywhere from 0.48 to 5.14 kWh per hour. That is enough to make anyone break a sweat.

Did you know that millions of people add to their AC's energy consumption without realizing it? How? By opening the oven door while cooking. According to the book "Bakewise" by Shirley O. Corriher, an oven can lose up to 150 degrees within 30 seconds. Where does all that heat go? You guessed it — right into your home. Plus, even with the door closed, your oven still radiates heat into your home since it has nowhere else to go.

The solution: grilling

If you are looking to maintain a cool vibe and lower your AC's energy consumption, head outside to the grill.

Rather than generating heat indoors, the heat is dispersed outside, reducing strain on the AC, which ultimately lowers utility bills. In addition, you will be chowing down in no time like a true grillmaster, as gas grills reach a toasty 375 degrees in just 5 minutes. Compare that to the oven's sluggish 20-minute warm-up, and you will be laughing all the way to the butcher shop.



Tips for safe grilling

Make sure your next BBQ extravaganza is a sizzling success without any burns or mishaps. Here are some safety tips to follow:

- 🍔 Take it outside. Only use grills in the great outdoors.
- 🍔 Keep your grill at least 10 feet from any buildings or structures.
- 🍔 Make sure your grill is on a flat, steady surface.
- 🍔 Stay close. Never leave your grill unattended while preheating or cooking.
- 🍔 Dress for success. Avoid loose or long clothing that can catch fire.
- 🍔 Keep a water spray bottle beside your grill to tackle any little flames that flare up quickly.
- 🍔 Keep your cool with a fire extinguisher nearby, just in case.

Keeping your grill clean

Grills should undergo deep cleaning once or twice per year. Follow these steps to keep your gas grill in prime condition:

- 🍔 Burn away buildup: Turn on the grill, close the lid and set the heat to maximum for at least 30 minutes. This process will eliminate any remaining grease or food debris.

- 🍔 Scrub it clean: In a bowl, mix warm water with soap and dip a wire brush into the mixture. Scrub the grates to remove any carbon buildup.
- 🍔 Let it cool: Allow the grill to cool down completely before storing it. Now your grill is ready for your next barbecue feast.
- 🍔 Regular maintenance: In between uses, preheat your grill and then scrape it off with a wire-bristled brush before adding food.

Happy grill, happy life

In addition to keeping it clean, it is also important to regularly check the propane tank and replace it if necessary. Inspect the hoses and connections for any leaks or damage. Make sure the burners are free of debris and are functioning properly. Finally, covering your grill when not in use can help protect it from the elements and prolong its lifespan.

Menu options are truly endless when it comes to grilling. Grab your apron, fire up the grill and get ready to impress your friends and family with your grilling skills while saving energy.

Source: Consumer Reports

Making the Switch to ELECTRIC LAWN EQUIPMENT

Considering electric equipment to maintain your outdoor space? Check out the benefits and considerations before making the switch.



Benefits of Electric Equipment

- Battery-powered equipment produces zero emissions
- No hassle and mess from gasoline and oil
- Quieter and more reliable than gas-powered equipment
- Require less energy to do the same amount of work as gas-powered tools

Considerations Before Going Electric

- Purchasing from a single brand can streamline charging
- Consider the size of your property and battery run time
- Backup batteries may be needed for larger properties
- Electric equipment can be more expensive

Summer Office Hours

Monday - Thursday
6:30 a.m. - 4:30 p.m.
Closed Fridays

Summer office hours will be in effect June 10 - August 9

GET SOCIAL WITH SHELBY ELECTRIC COOPERATIVE

INSTAGRAM

@shelbyelectriccooperative



FACEBOOK

@YourCoop



X (TWITTER)

@YourCoop



**HEY,
Shelby
Energy
customers!**

Did you know you can pay your Shelby Energy Company bill online and do so much more? Visit our website, shelbyenergyco.coop, to get started today. Just click on the Customer Account login tab. If you have questions or need help, give us a call at 217-774-2311.